



European Foundation
for the Improvement
of Living and Working
Conditions

The tripartite EU Agency providing knowledge
to assist in the development of better social,
employment and work-related policies

The Gender Aspect of Energy Poverty

Free Trade Union Confederation of Latvia – 20 January 2023

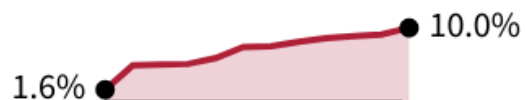
Massimiliano Mascherini, Garance Hingre

Rising cost of living

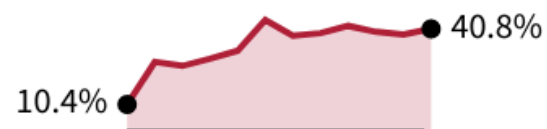
Cost of living metric

April 2021 - Sept 2022

Euro area annual inflation rate



Energy price inflation rate



Difficulty in making ends meet



Source: Fifth round of the Living, working and COVID-19 e-survey: Living in a new era of uncertainty, Eurostat (2022), Euroindicators No. 107, 30 September 2022

The two new Eurofound tools



European Foundation
for the Improvement of
Living and Working Conditions

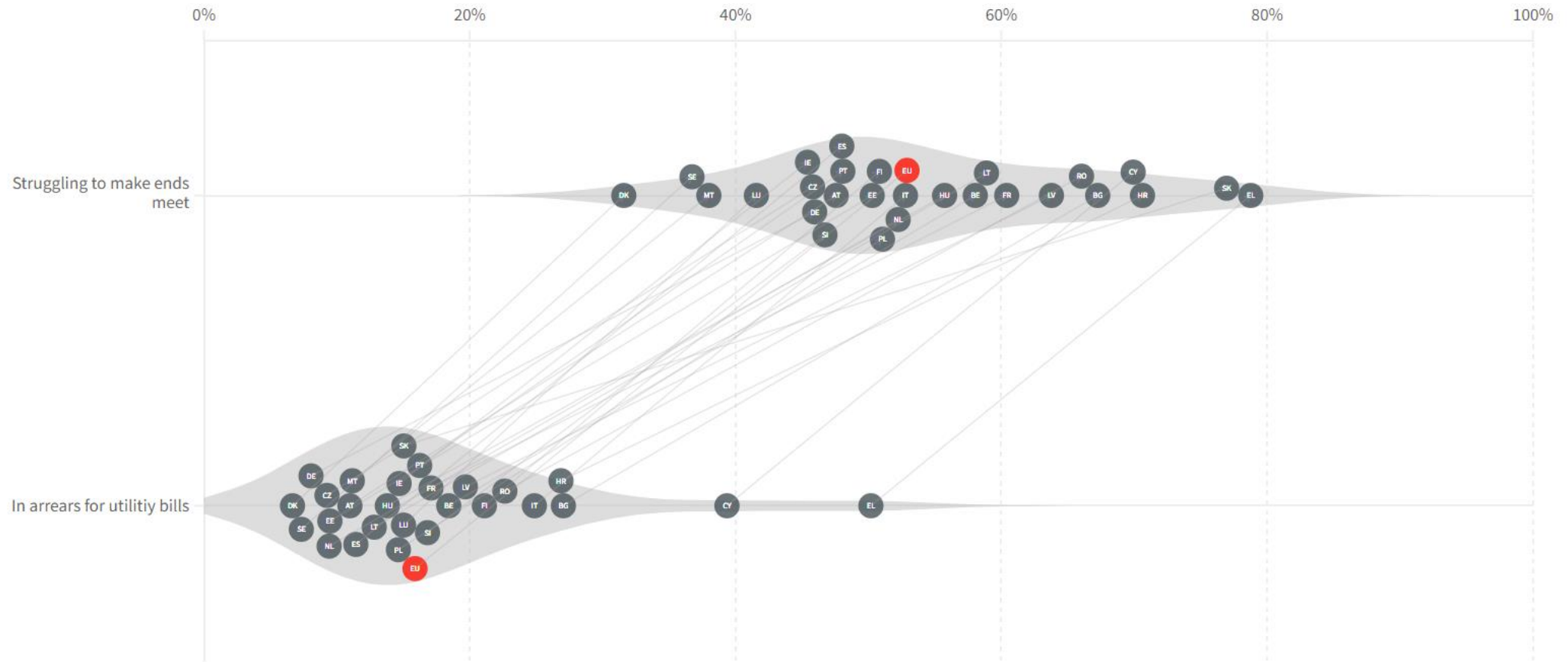
The tripartite EU agency providing knowledge to assist
in the development of better social, employment and
work-related policies

EU PolicyWatch

Database of national-level policy measures

Financial precarity in the EU

■ Spring 2022



Source: [Fifth round of the Living, working and COVID-19 e-survey: Living in a new era of uncertainty](#)

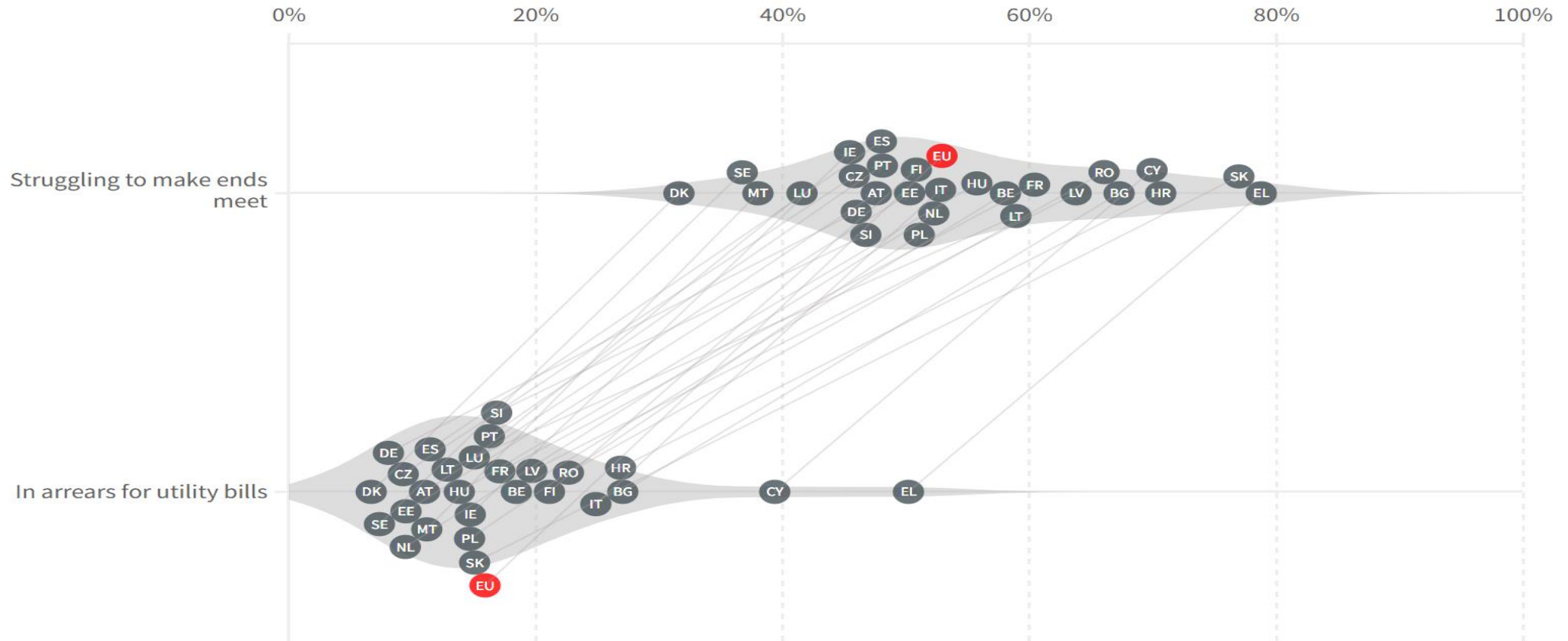


Source: <https://flo.uri.sh/visualisation/11451313/embed>

[Web Viewer Terms](#) | [Privacy & Cookies](#)

Edit

Financial precarity in the EU (April 2022)

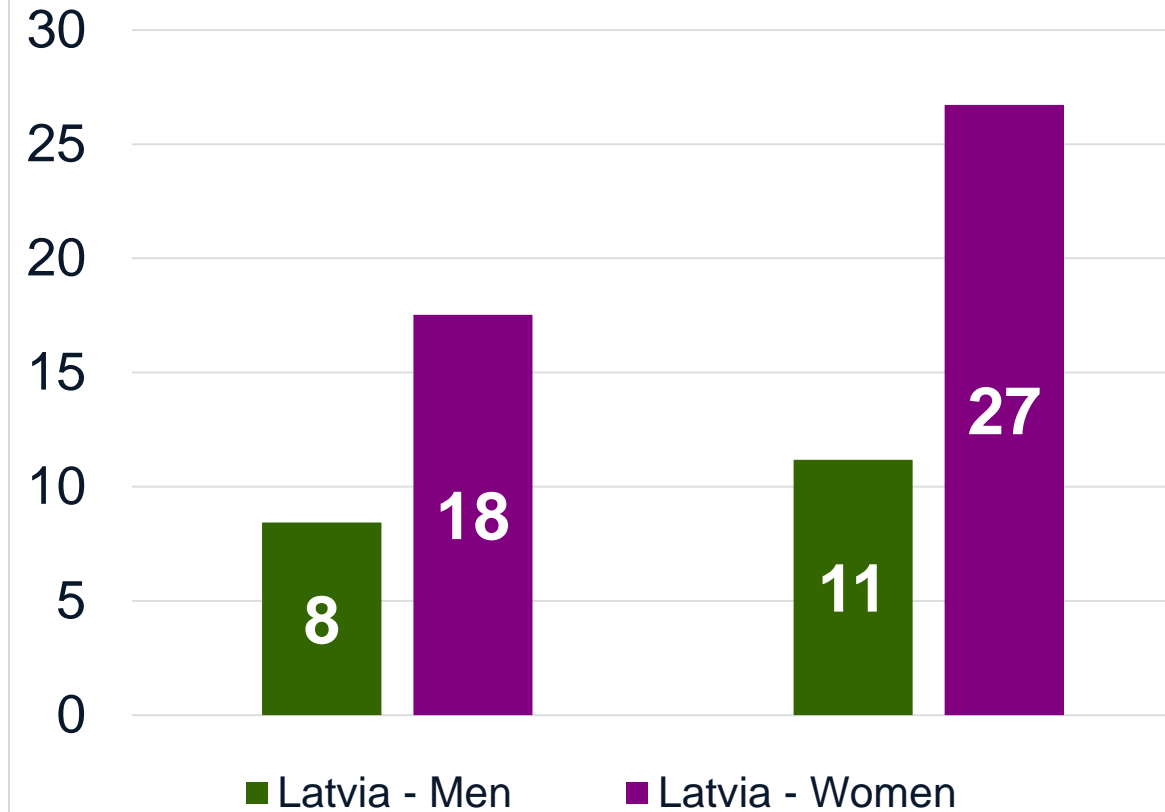
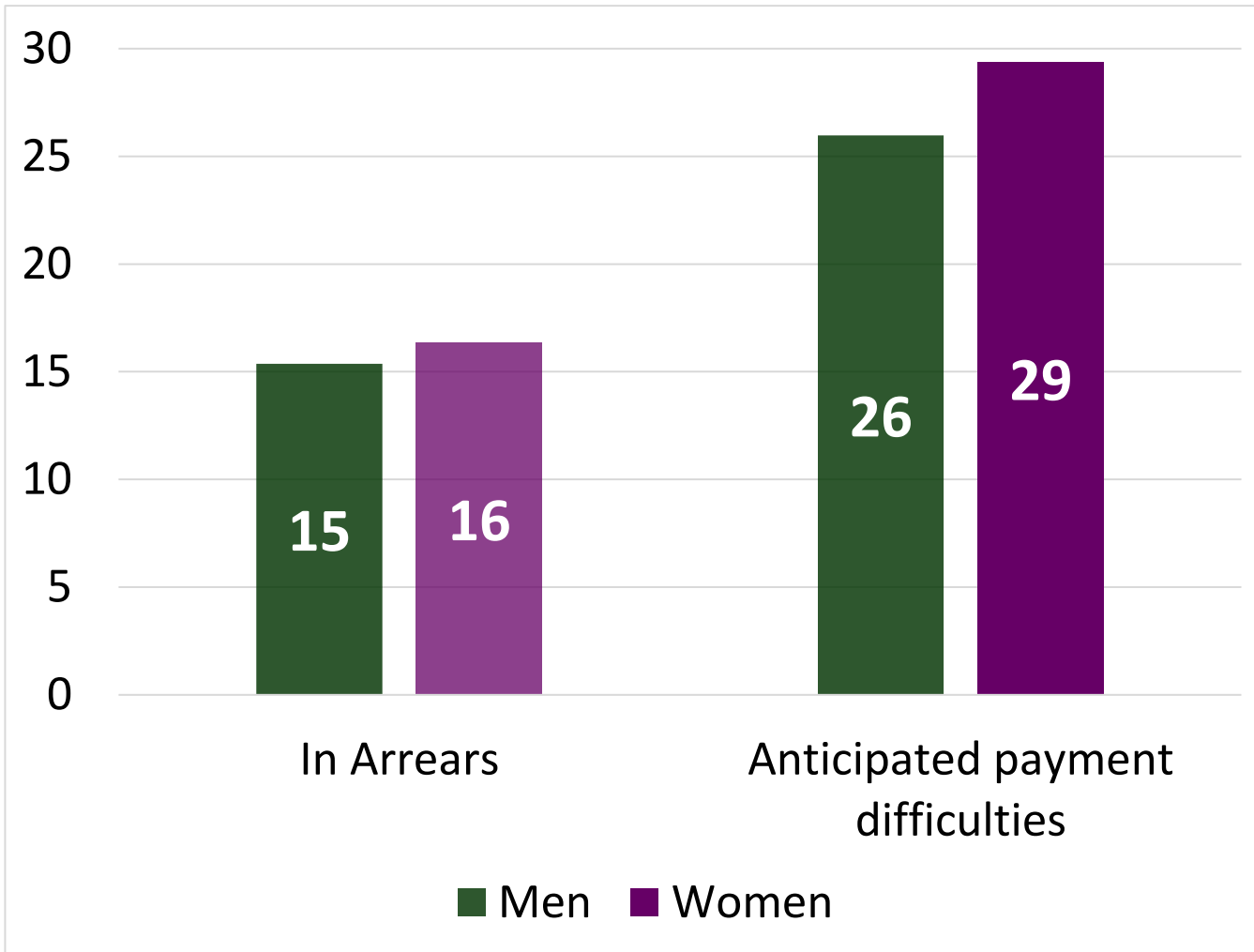


Source: [Fifth round of the Living, working and COVID-19 e-survey: Living in a new era of uncertainty](#).



The gender aspect of energy poverty

Arrears with utility bills and anticipated payment difficulties, EU27 (% of each gender category)



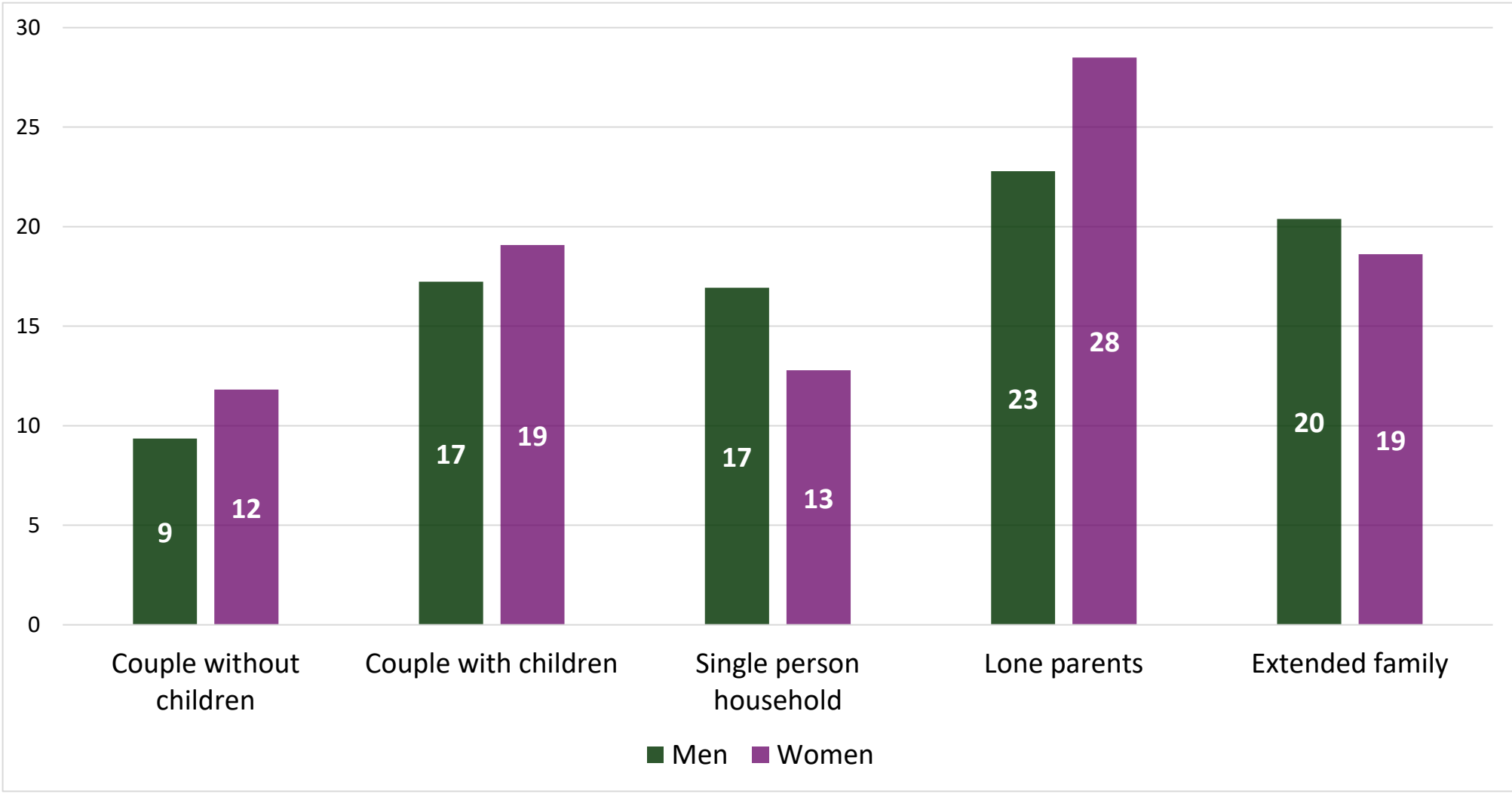
Has your household been in arrears at any time during the past 3 months, that is, unable to pay as scheduled utility bills?

How likely or unlikely is it that in the next 3 months your household will have difficulties with paying for its utility bills? Very and rather likely

Source: Eurofound's Living, Working and COVID-19 e-survey (March-May 2022)

The gender and household aspect of energy poverty

Arrears with utility bills, EU27 (% of each gendered household configuration)



Has your household been in arrears at any time during the past 3 months, that is, unable to pay as scheduled utility bills?

Source: Eurofound's Living, Working and COVID-19 e-survey (March-May 2022)

Energy Poverty: gaps in research

- **Definition**

Inability for households to achieve an acceptable energy level due to economic reasons (EP)

No shared European definition

- **Measurement**

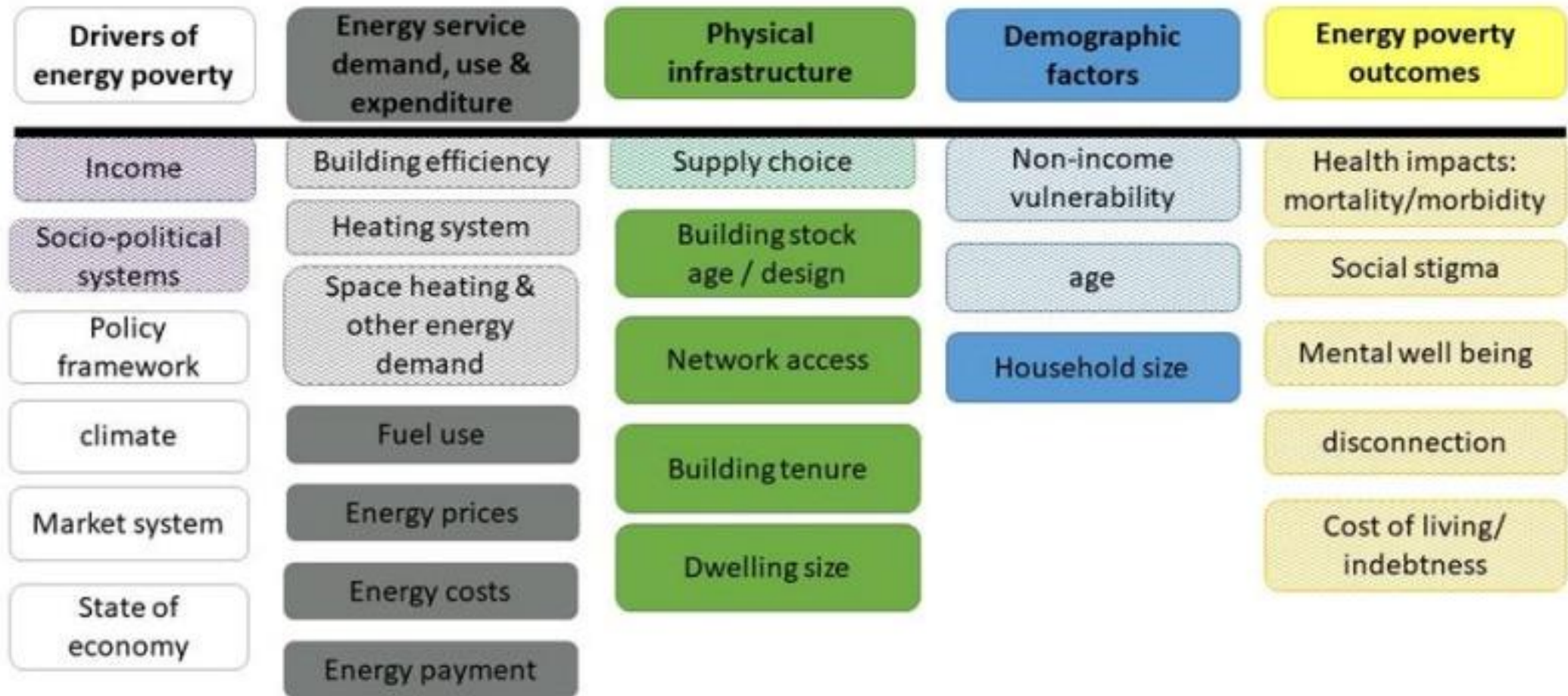
25 million – Eurostat, 2020

54 million - European Parliament, 2017

57 million – EmpowerMed, 2020

- **Gender-blindness**

Energy Poverty: filling the gaps (1)



Legend:  indicates gender as a factor

Energy Poverty: filling the gaps (2)

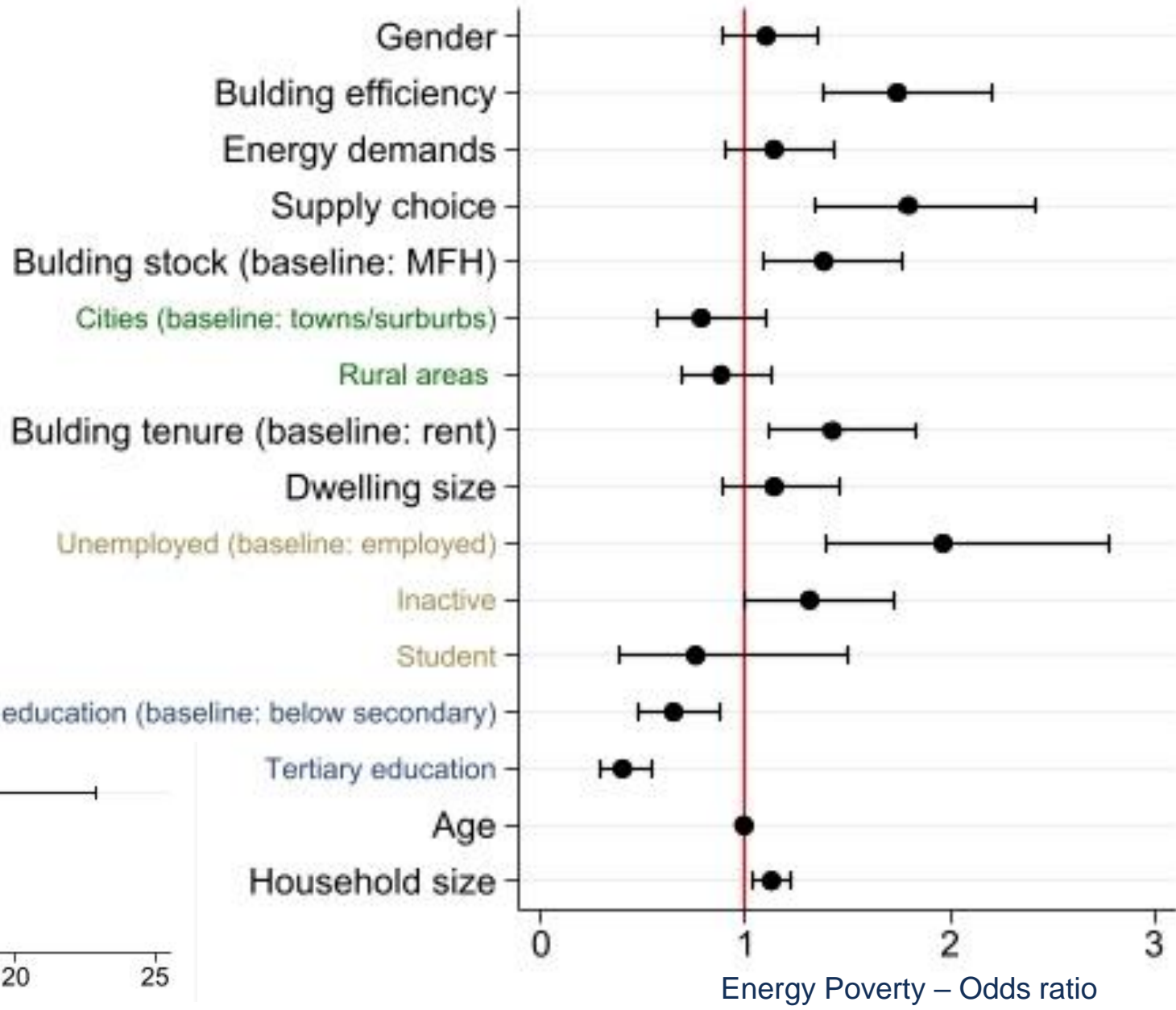
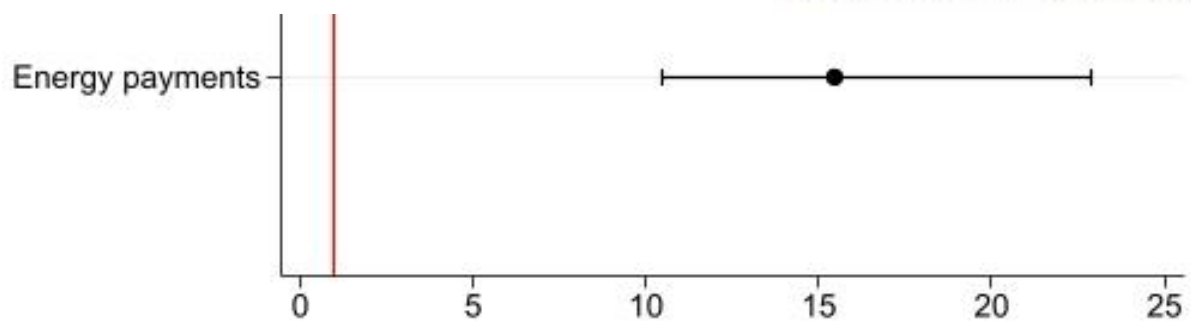
How is gendered household configuration affecting the probability to be energy poor and to face adverse energy poverty consequences?

Data: LWC e-survey

Framework: operationalization of the EP energy poverty framework

Energy Poverty: household in arrears with utility bills

Causes of Energy Poverty

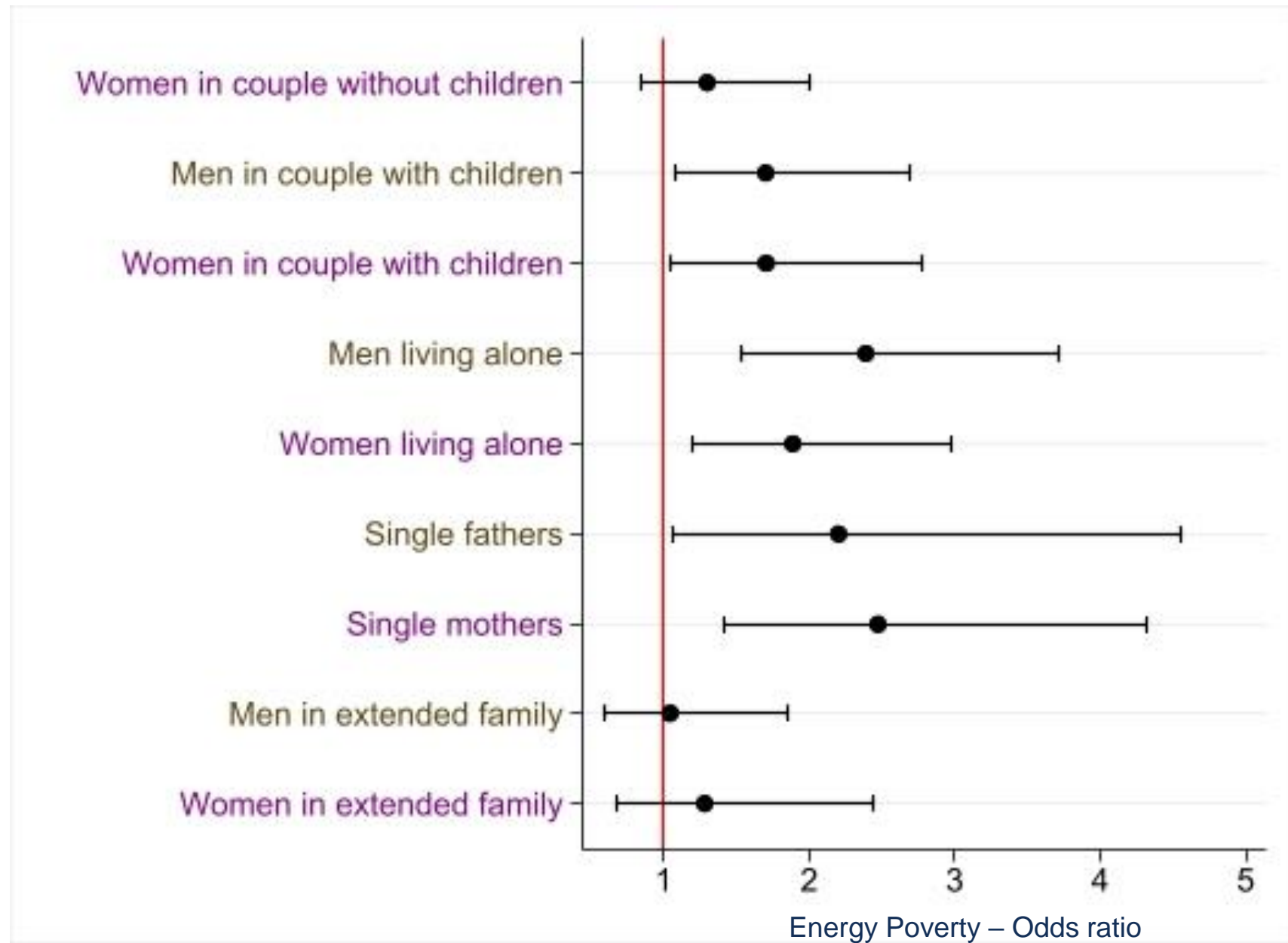


In arrears with utility bills -- Causes variables coded from 0: good outcomes to bad outcomes

Interpretation: odds ratio below 1 is associated with lower odds in the outcome, while odds ratio above one is associated with higher odds

Source: Eurofound's Living, Working and COVID-19 e-survey (March-May 2022)

The effect of the interaction between gender and household configurations on the likelihood to be in energy poverty

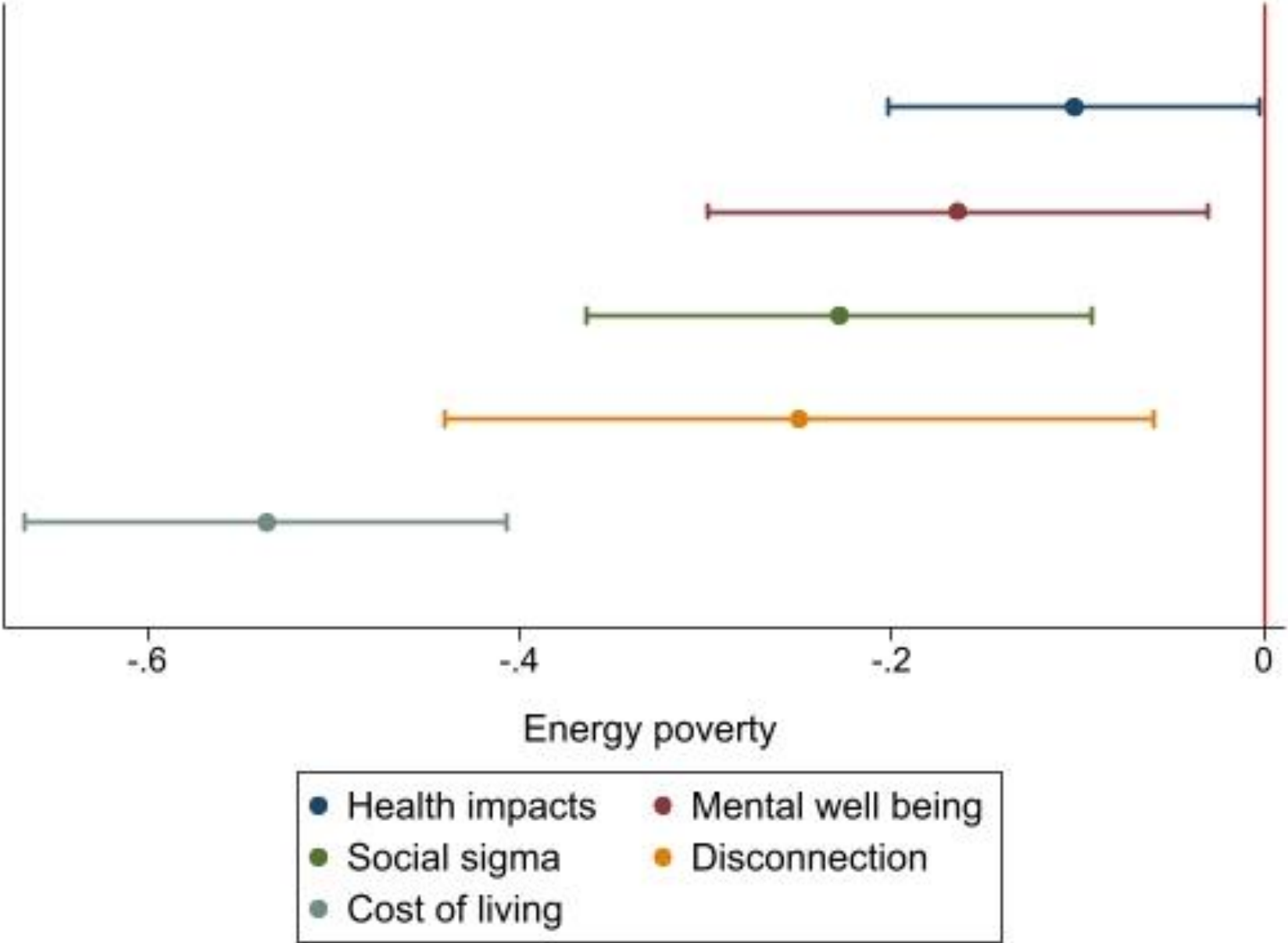


In arrears with utility bills -- Causes variables coded from 0: good outcomes to bad outcomes

Interpretation: odds ratio below 1 is associated with lower odds in the outcome, while odds ratio above one is associated with higher odds

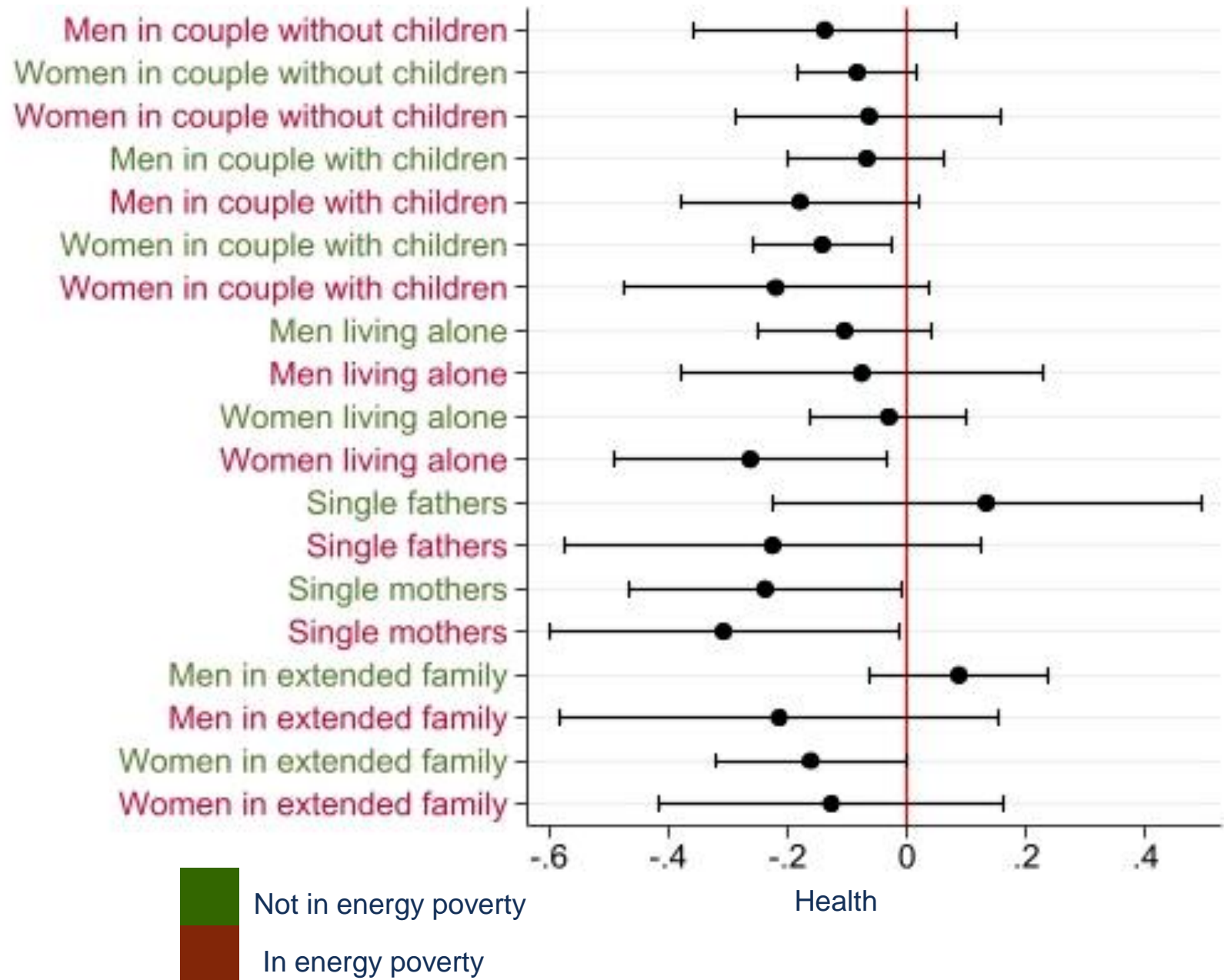
Source: Eurofound's Living, Working and COVID-19 e-survey (March-May 2022)

Outcomes of Energy Poverty



Variable coded from 1: bad outcomes to good outcomes
Interpretation: coefficient below 0 is associated with a decrease in the outcomes
Source: Eurofound's Living, Working and COVID-19 e-survey (March-May 2022)

The effect of the interaction between gender, household configurations, and energy poverty on health

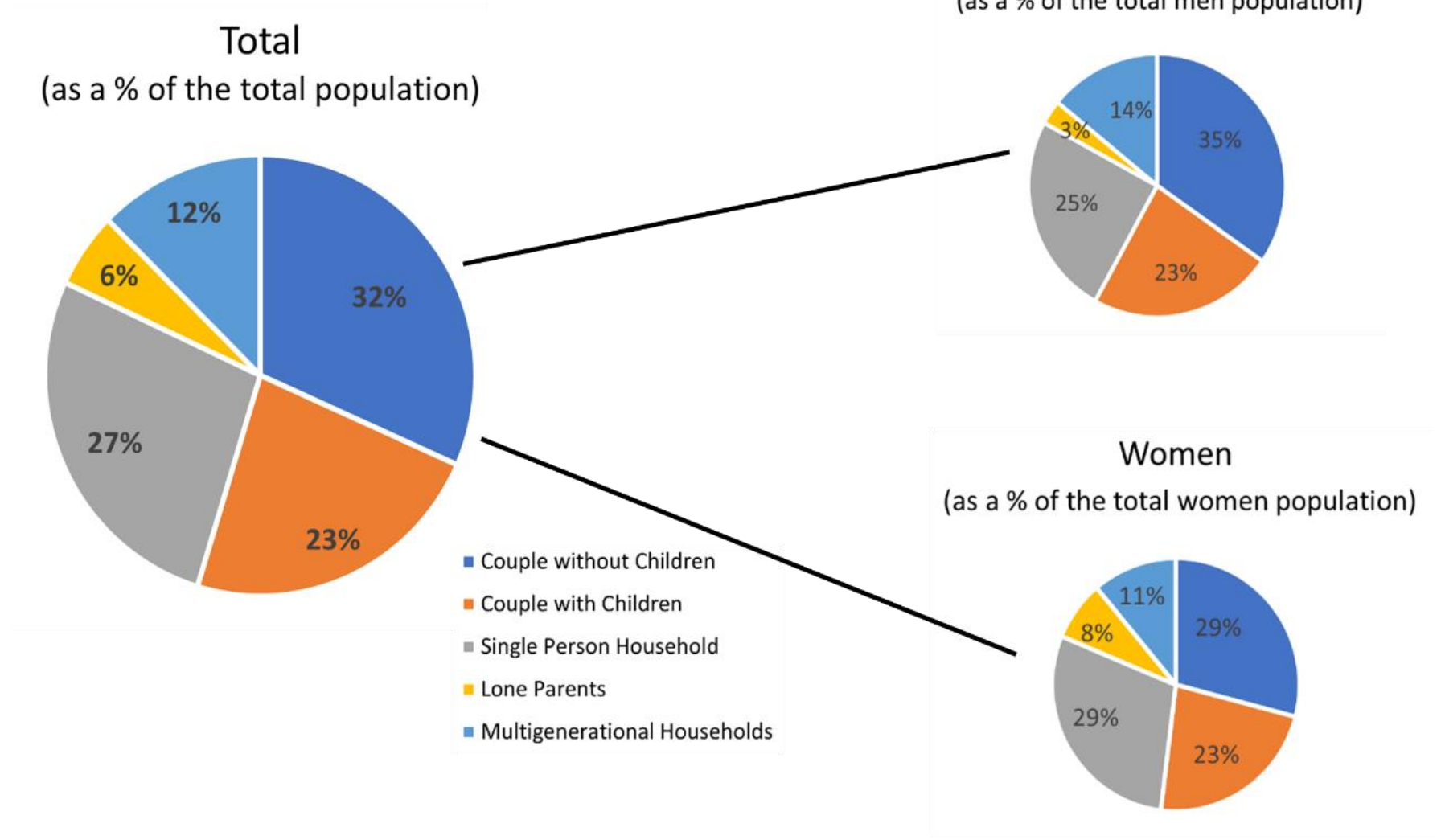


In general, how is your health? Scale from 1: very bad to 5: very good

Interpretation: coefficient below 0 is associated with a decrease in the outcomes (worst health)

Source: Eurofound's Living, Working and COVID-19 e-survey (March-May 2022)

Lone parents and individuals living alone are more vulnerable to energy poverty



Source: Eurofound's Living, Working and COVID-19 e-survey (March-May 2022)

EU PolicyWatch – Responses to cost of living crises

Territorial scope: All
 Sub-category: **Keeping or obtaining a safe home**
 Funding: All
 Involved actors: All
 Region: All
 Sectors: All
 Occupations: All
 Role of trade unions: All
 Role of employers' organisat...: All
 Search:
 31/03/2020 30/09/2022
 Active: All
54 measures found

Number	Country	Title	Category	Measure added	Last update
				2022	
HU-2022-32/2778	Hungary	Utility price cap scheme change	Keeping or obtaining a safe home	25 August 2022	22 September 2022
BE-2022-12/2814	Belgium	Heating and electricity premiums for households	Keeping or obtaining a safe home	08 September 2022	20 September 2022
EE-2022-21/2302	Estonia	Financial support for refugees for moving to long-term accommodation	Keeping or obtaining a safe home	17 May 2022	20 September 2022
LT-2022-15/2377	Lithuania	Compensations for providing housing to Ukrainian citizens free of charge	Keeping or obtaining a safe home	20 May 2022	20 September 2022
PL-2022-21/2361	Poland	Help with mortgage payments	Keeping or obtaining a safe home	20 May 2022	19 September 2022
PL-2022-34/2776	Poland	Price control and subsidies for heating for households and vulnerable entities	Keeping or obtaining a safe home	24 August 2022	19 September 2022
PL-2022-34/2777	Poland	Coal subsidy for households	Keeping or obtaining a safe home	24 August 2022	19 September 2022
ES-2022-14/2248	Spain	Limitation on rental payments for housing	Keeping or obtaining a safe home	12 May 2022	13 September 2022
HU-2022-40/2782	Hungary	Budapest utility bill subsidy for low income households	Keeping or obtaining a safe home	29 August 2022	13 September 2022
NO-2022-1/2770	Norway	Temporary increase in housing allowance to cover high electricity costs	Keeping or obtaining a safe home	23 August 2022	12 September 2022
SK-2022-27/2311	Slovakia	Refugee accommodation allowance	Keeping or obtaining a safe home	18 May 2022	06 September 2022
NL-2022-1/2237	Netherlands	More money for households to take energy-saving measures	Keeping or obtaining a safe home	10 May 2022	05 September 2022

EU Policy Watch database – First responses to cushion the impact of inflation on citizens

- 105 measures recorded
- Focus on energy bills and fuel costs
- General measures more common than targeted measures
- Temporary measures more common than medium/long-term measures
 - Combining relief with measures to support green transition rare
- No systematic consultation of social partners

- Eurofound will continue to adapt data gathering and projects to respond to the changing context.
- New survey is expected to be fielded in April 2023 and the EU-Policy Watch will be continuously updated.

Thank you!